

# Overview - Public Entities Quarterly Reporting

Approved receipts

934,1

38,9%

Approved spending

348,1

109,2%

Surplus/(deficit)

585,9

- ☐ R billion
- ☒ R million
- ☐ R thousand

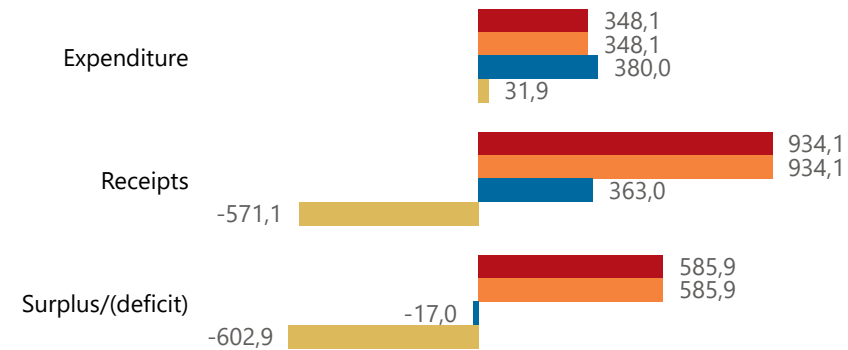


**national treasury**

Department:  
National Treasury  
REPUBLIC OF SOUTH AFRICA

## Consolidation

● Approved ● Forecast ● YTD ● Variance



## Composition of receipts



## Quarter

4

## Cluster

All

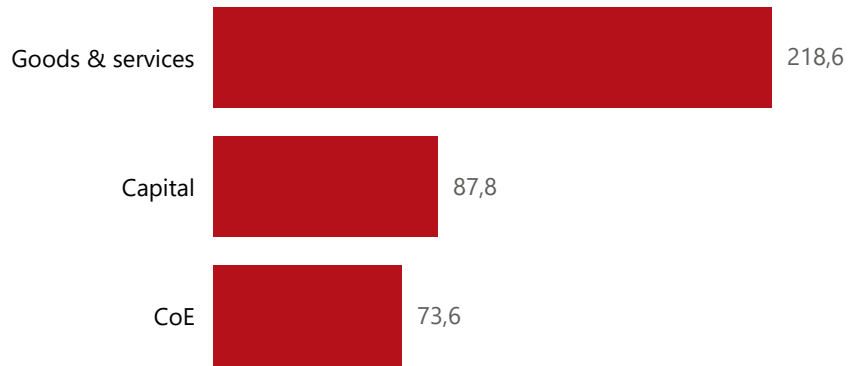
## Department

Forestry, Fisheries and the Environm... ▾

## Entity

iSimangaliso Wetland Park ▾

## Composition of spending



## Functional grouping



## Spending by PFMA schedule



# Public Entities Receipts

Approved sales of G&S

664,1

4,1%

Approved transfers

270,0

124,4%



national treasury

Department:  
National Treasury  
REPUBLIC OF SOUTH AFRICA

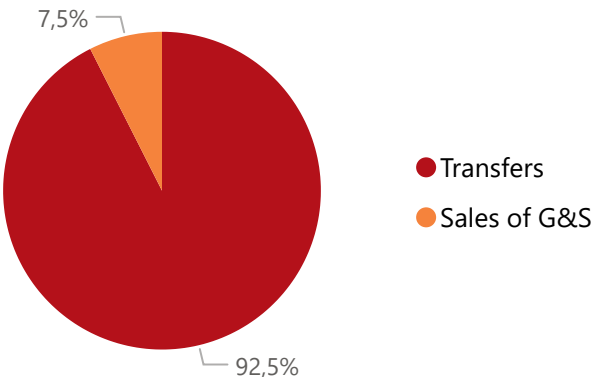
- ☐ R billion
- ☒ R million
- ☐ R thousand

## Actual vs Forecast

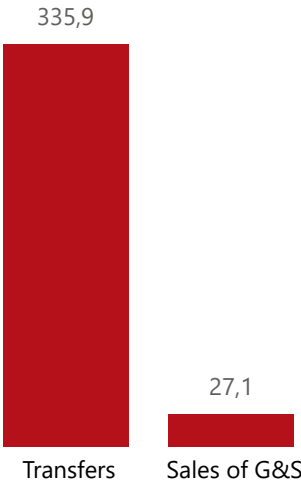
● Approved ● Forecast ● YTD ● Variance



## Composition of receipts



## Top 5 Receipts



## Quarter

4

## Cluster

All

## Department

Forestry, Fisheries and the Environm...

## Entity

iSimangaliso Wetland Park

## Top 5 Transfers



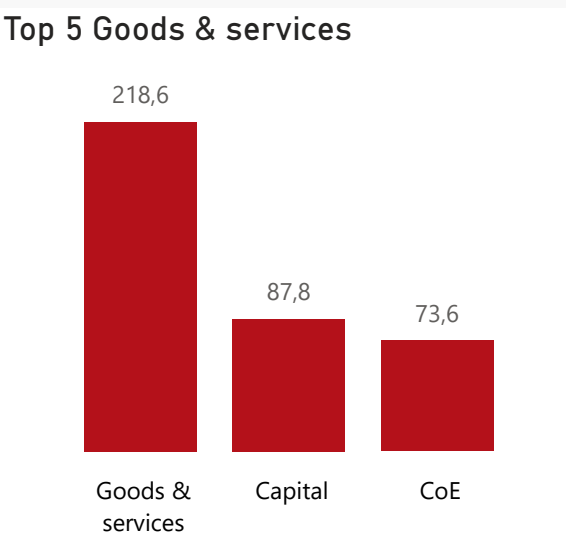
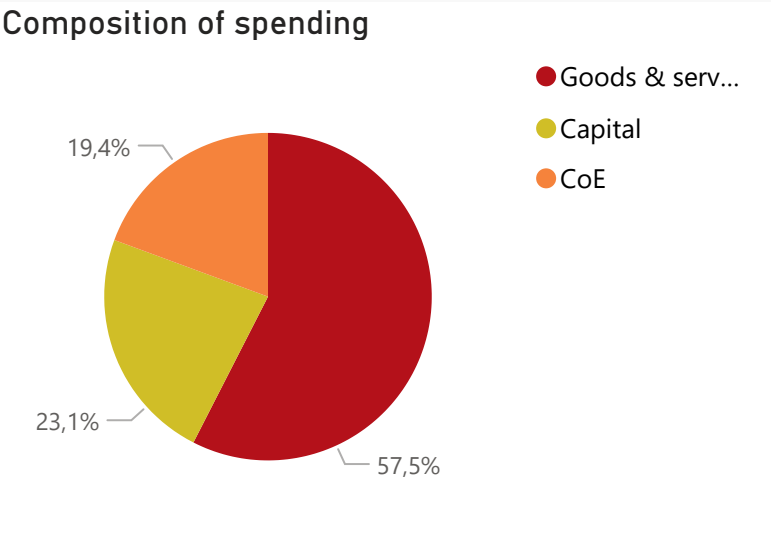
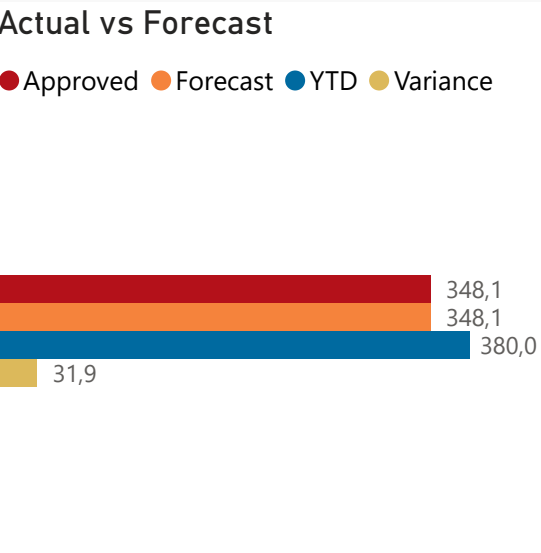
## Receipts

Level 3	Approved	YTD	% YTD
⊕ Transfers	270,0	335,9	92,5%
⊕ Sales of G&S	664,1	27,1	7,5%
Total	934,1	363,0	100,0%

# Public Entities Spending

Approved CoE	Approved G&S	Approved transfers
76,895,9%	271,380,6%	(Blank)38,9%

- ☐ R billion
- ☒ R million
- ☐ R thousand



Quarter

4

Cluster

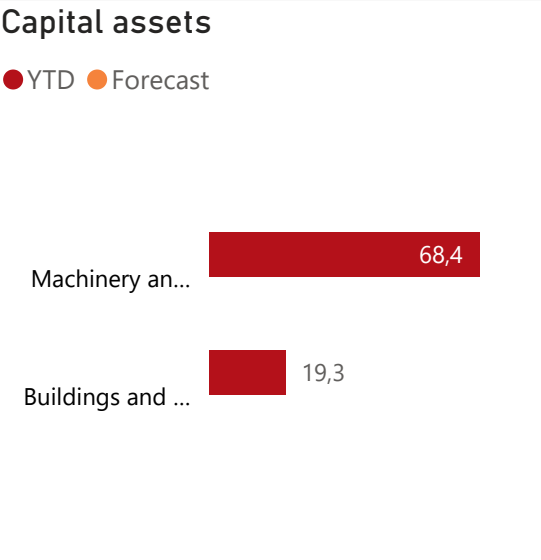
All

Department

Forestry, Fisheries and the Environm...

Entity

iSimangaliso Wetland Park



### Spending

Level 3	Approved	YTD	% YTD
⊕ Goods & services	271,3	218,6	57,5%
⊕ Capital		87,8	23,1%
⊕ CoE	76,8	73,6	19,4%
Total	348,1	380,0	100,0%